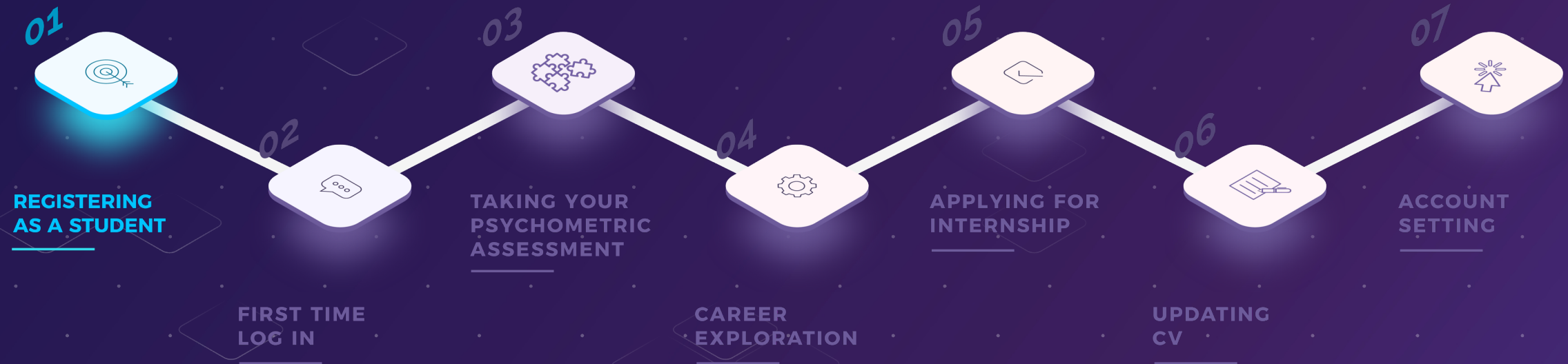





TALENT user guide

user guide

MYNEXT TALENT ROADMAP



Registering An Account



mynextTALENT New user? [Sign up](#)

Welcome to mynext
A proprietary national smart system designed for professional development.

Email address*


lary234@gmail.com

Password*

.....

[Forgot password?](#)


[Sign in](#)

 Login with Google

STEP 1

1. Go to: talent.mynext.my via any web browser.
2. To register as a new user, click on Sign up button.
3. Alternatively, you can also sign up for a mynext account via your Google account.

Registering An Account



[← Back](#)

Register your Account!

Please provide the following details to register yourself successfully

Email address*

Enter email address

[Send verification code](#)

Create password*


Password

Repeat password*

Repeat password

I agree to Term & Condition

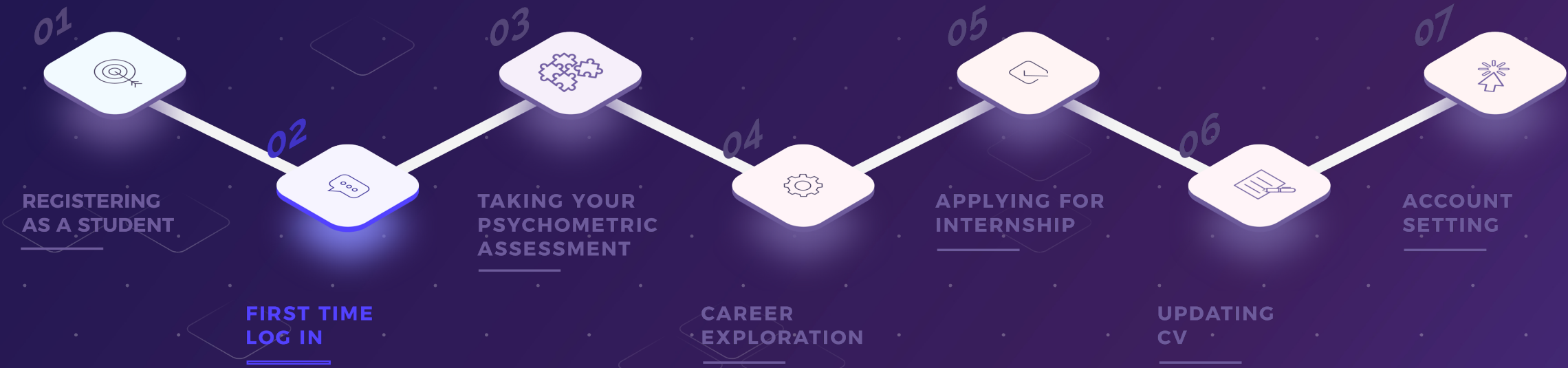
[Register Account](#)




STEP 2

1. Enter your **email address** and the verification code will be sent to this email.
2. Click on '**Send verification code**' button to proceed with the email verification process.
3. Check your email to retrieve your 6-digit verification code.
4. Create your new password, then click on '**Register Account**'.

MYNEXT TALENT ROADMAP



First Time Login




mynextTALENT New user? [Sign up](#)

Welcome to mynext
A proprietary national smart system designed for professional development.

Email address*

Password*
 [Forgot password?](#)


[Sign in](#)

 Login with Google

STEP 1

1. Go to: talent.mynext.my via any web browser.
2. Enter your email address and password, then click 'Sign In'.

Completing Your Personal Profile



Tell us more about yourself

Identification
 MyNexus Passport Number

Full Name (as per passport or ID)
[Text Field]

Preferred Display Name
[Text Field]

Gender
 Male Female

Date of Birth
[Date Picker]

Matric Number
[Text Field]

Nationality
 Malaysian Non-Malaysian

Current country of residence
[Country Dropdown]

State
[State Dropdown]

City
[City Dropdown]

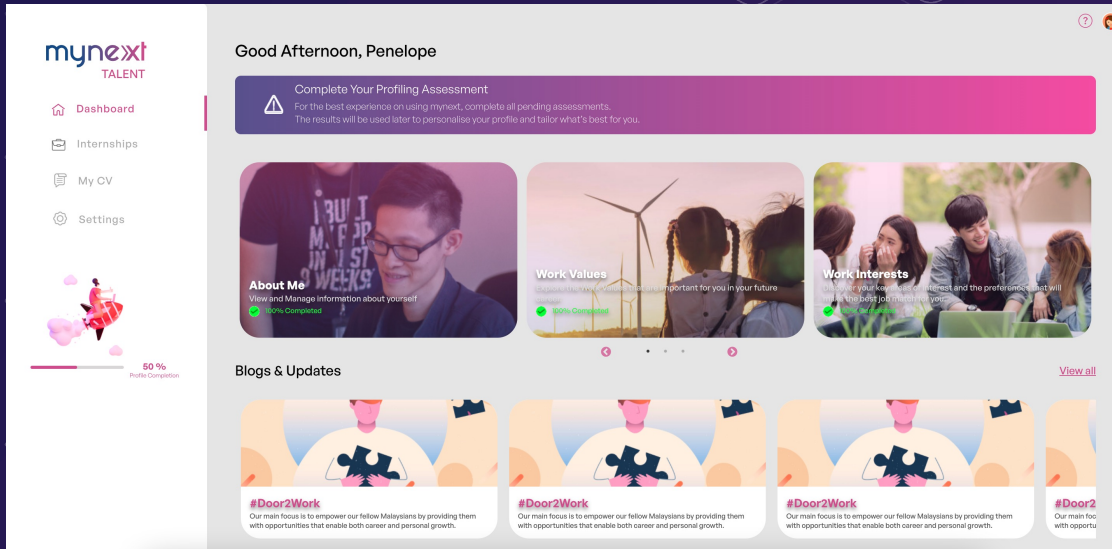
Postcode
[Postcode Field]

Are you registered with Department of Social Welfare Malaysia as a person with Disabilities (PWD)?
 No Yes

[Continue Button]

STEP 2

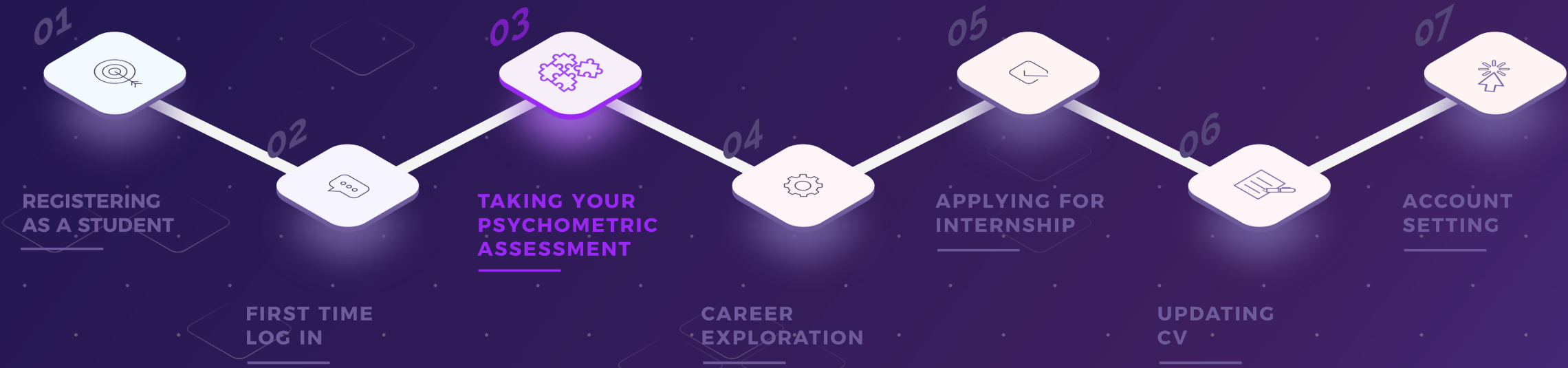
1. Fill in all the details in the **Personal Information** section.
2. Once done, click '**Continue**'.



STEP 3

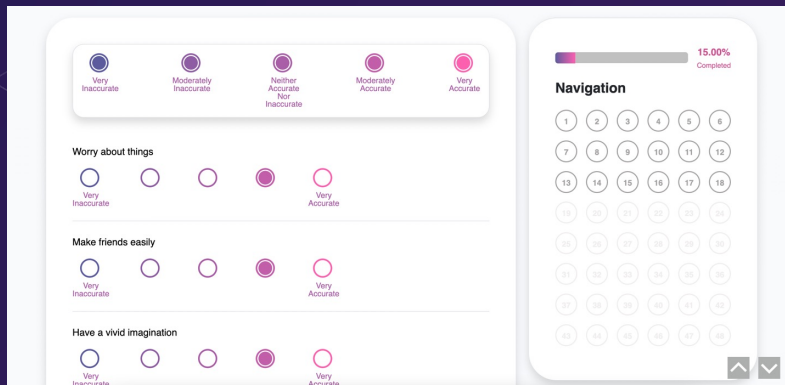

1. Screenshot shows an overlook of the mynext Dashboard.
2. Access the following via the mynext Dashboard:
 - Internships
 - My CV
 - Settings
 - About Me
 - Psychometric Assessments
 - English Proficiency Test
 - Blog & Updates

MYNEXT TALENT ROADMAP



Assessments

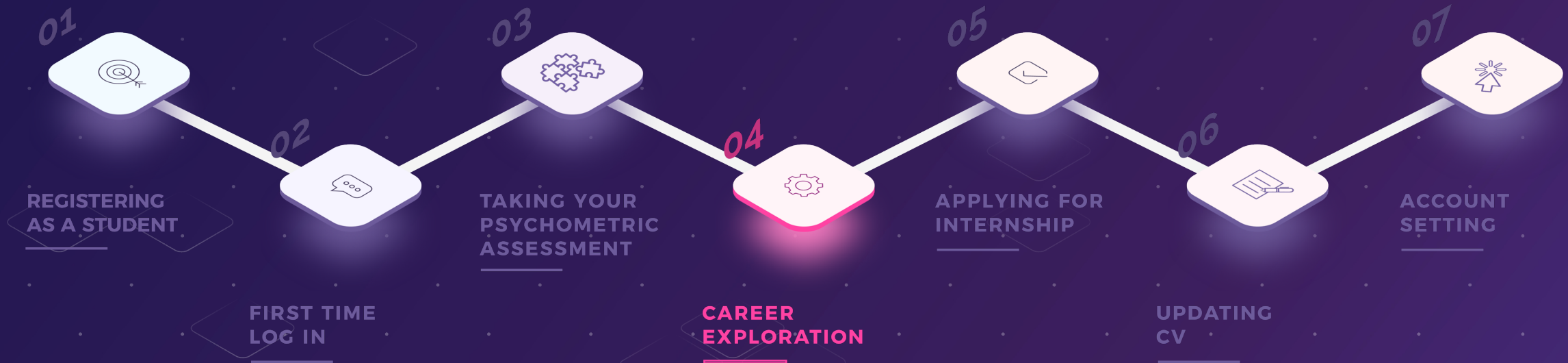
Dashboard View



STEP 1

1. There are SEVEN (7) assessments available on mynext.
2. SIX (6) psychometric assessments:
 1. Work Values
 2. Work Interests
 3. Personality & Motivation
 4. Employability
 5. Career Explorer
 6. The Future of Work
3. ONE (1) English proficiency test

MYNEXT TALENT ROADMAP



Career Exploration

The screenshot shows a user dashboard for 'Penelope'. At the top, it says 'Good Afternoon, Penelope'. Below this is a pink banner with a warning icon and the text 'Complete Your Profiling Assessment'. For the best experience on using mynext, complete all pending assessments. The results will be used later to personalise your profile and tailor what's best for you.

The dashboard features a sidebar with navigation options: Dashboard, Internships, My CV, and Settings. A progress bar indicates '100% Profile Completion'. The main content area has three featured cards: 'Career Explorer' (100% Completed), 'The Future of Work' (100% Completed), and 'English Proficiency' (100% Completed). Below these is a 'Blogs & Updates' section with three '#Door2Work' blog posts, each with a 'View all' link.

STEP 1

1. To explore careers suited to your profile, click on 'Career Explorer'.

Career Exploration

Job Zone One: Little or No Preparation Needed Close

Experience
Little or no previous work-related skill, knowledge, or experience is needed for these careers. For example, a person can become a waiter or waitress even if he/she has never worked before.

Education
Some of these careers may need a high school diploma or GED certificate.

Job Training
Employees in these careers need from a few days to a few months of training. Usually, an experienced worker can show you how to do the job.

Examples
These careers involve following instructions and helping others. Examples include food preparation workers, dishwashers, sewing machine operators, landscaping and groundskeeping workers, logging equipment operators, and baristas.

Job Zone Two: Some Preparation Needed Learn More

Job Zone Three: Medium Preparation Needed Learn More

Job Zone Four: High Preparation Needed Learn More

Job Zone Five: Extensive Preparation Needed Learn More

Submit ↑ ↓

STEP 2

1. Select your Job Zone of interest. To learn more about each Job Zone, click on 'Learn More'.
2. Once you have selected your Job Zone, click on 'Submit'.

Career Exploration

We have considered your best and great fit careers.

Careers that fit your interests and preparation level

★ Best Fit ☆ Great Fit

☆ Amusement & Recreation Attendants

Learn More

☆ Cement Masons & Concrete Finishers

Learn More

☆ Agricultural Equipment Operators

Learn More

☆ Baristas

Learn More

☆ Conveyor Operators & Tenders

Learn More

Congratulations!

On exploring your career options

Now that you have seen a sample of best fit and great fit career options and learned more about them, bear these in mind in planning for future careers as well as looking for your first job.

Finish

STEP 3

1. A list of career best-suited to you will be displayed as shown.
2. Click on '**Learn More**' to get detailed information on career suggestions
3. Once done, click on '**Finish**'.

Career Explorer

Aircraft Structure, Surfaces, Rigging, & Systems Assemblers

What they do?

Assemble, fit, locate, and install parts of airplanes, space vehicles, or missiles, such as tails, wings, fuselages, bulkheads, stabilizers, landing gear, rigging and control equipment, or heating and ventilating systems.

On the job, you would:

- Assemble parts, fittings, or subassemblies on aircraft, using layout tools, hand tools, power tools, or fasteners, such as bolts, screws, nuts, or clamps.
- Read blueprints, illustrations, or specifications to determine layouts, sequences of operations, or details of subassemblies of parts.
- Attach brackets, hinges, or clips to secure or support components or subassemblies, using tools, screws, nails, chemical bonding, or welding.

Knowledge

Education and Training

- teaching and course design

Math and Science

- arithmetic, algebra, geometry, calculus, or statistics

Arts and Humanities

- English language

Engineering and Technology

- mechanical

Personality

People interested in this work like activities that include practical, hands-on problems and solutions.

- Attention to Detail
- Dependability
- Integrity
- Cooperative
- Initiative
- Adaptability/Flexibility

Skills

Basic Skills

- keeping track of how well people and/or groups are doing in order to make improvements

- listening to others, not interrupting, and asking good questions

Problem Solving

- noticing a problem and figuring out the best way to solve it

Abilities

Hand and Finger Use

- put together small parts with your fingers
- feel or move items with your hands

Oral and Written Comprehension

- notice when problems happen
- order or arrange things

Verbal

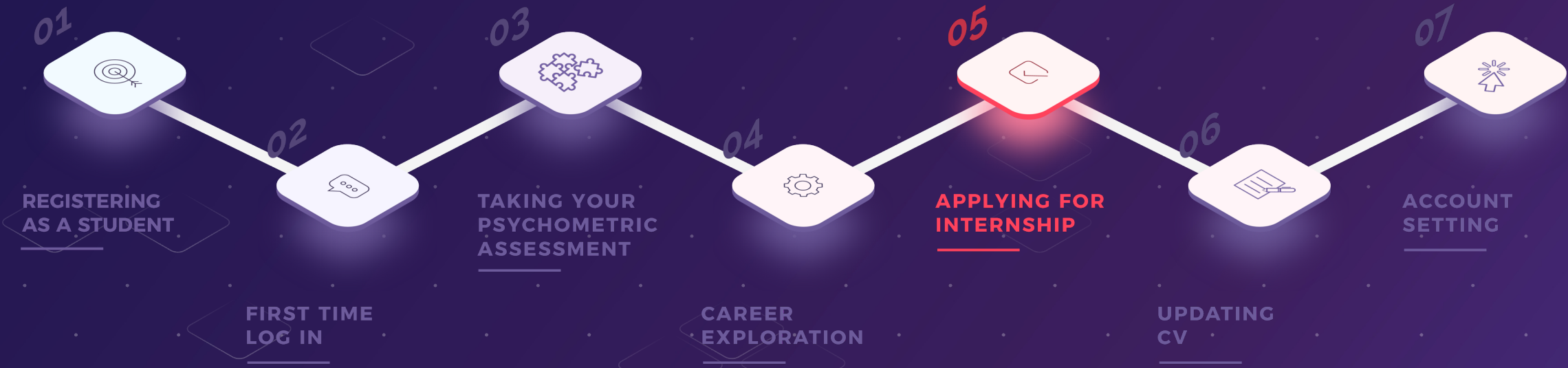
- listen and understand what people say
- read and understand what is written

Technology

You might use software like this on the job:

- Spreadsheet software
 - Microsoft Excel
- Office suite software
 - Microsoft Office
- Word processing software
 - Microsoft Word

MYNEXT TALENT ROADMAP



Applying for Internship

The screenshot displays the MyNext Talent dashboard for a user named Penelope. The dashboard includes a sidebar with navigation options: Dashboard, Internships, My CV, and Settings. The main content area shows a greeting, a search bar, and three summary cards: Applied (0), Favourites (0), and Offered (0). Below these are recommended internships, including 'Test General 1' and 'Test 4', both from Megaman X6, with details on location, salary, and application deadlines.

Good Afternoon, Penelope

Search Keywords for Job Title or Company Name

Applied 0 Favourites 0 Offered 0

Recommended Internships(10/10) based on Scope of Study [View all](#)

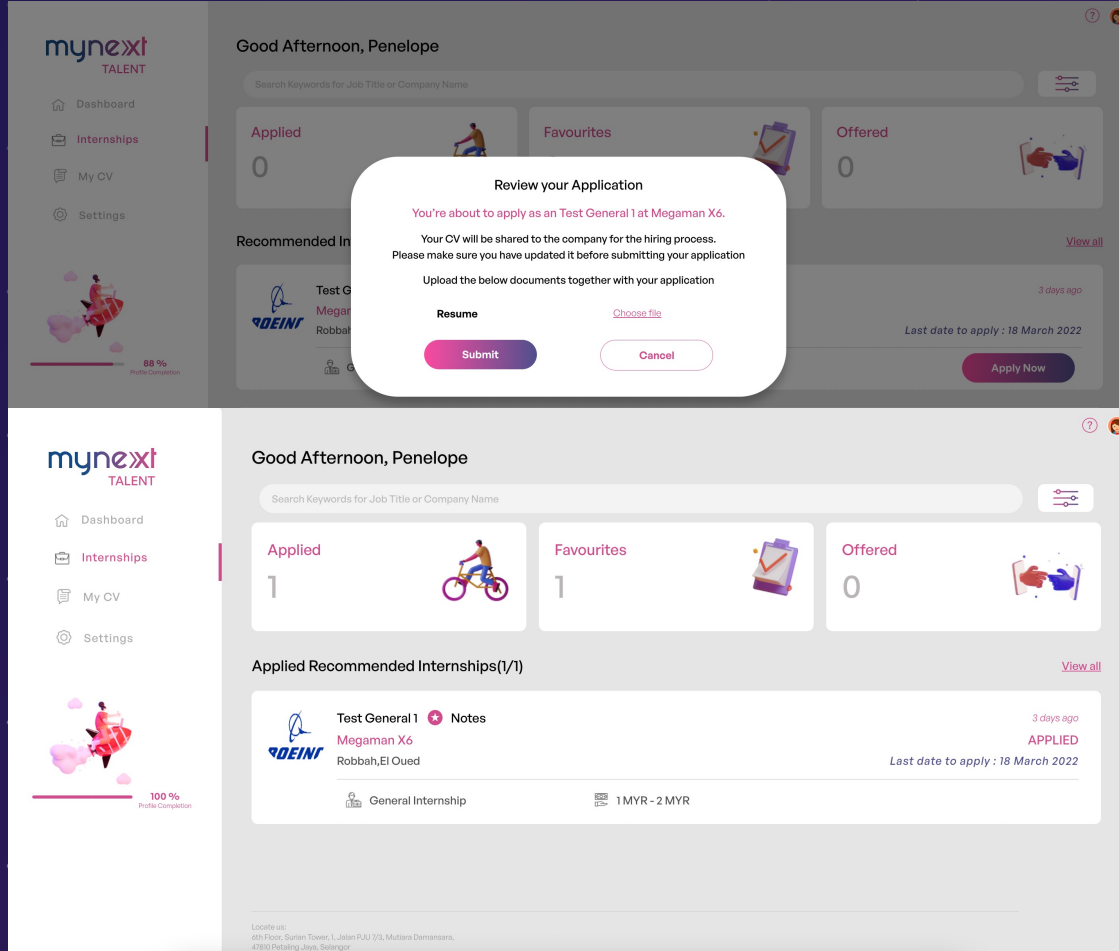
Test General 1 Notes 3 days ago
Megaman X6
Robbah,El Oued
Last date to apply : 18 March 2022
General Internship 1 MYR - 2 MYR [Apply Now](#)

Test 4 Notes 3 days ago
Megaman X6
Sangin,Helmand
Last date to apply : 31 March 2022
slp 500 MYR - 600 MYR [Apply Now](#)

STEP 1

1. To view internship opportunities, click on the 'Internships' tab on your mynext Dashboard.
2. Search for internship opportunities via job titles or company name.
3. A list of internship opportunities will appear based on your scope of study.
4. To clear your search filter, click on the filter button and click on 'reset'. You will then be able to see the full list of internships available in the mynext system.
5. To apply for an internship, click '**Apply Now**'.
6. You may also click on the following tabs to view:
 - Applied internships
 - Favourited internships
 - Offered internships

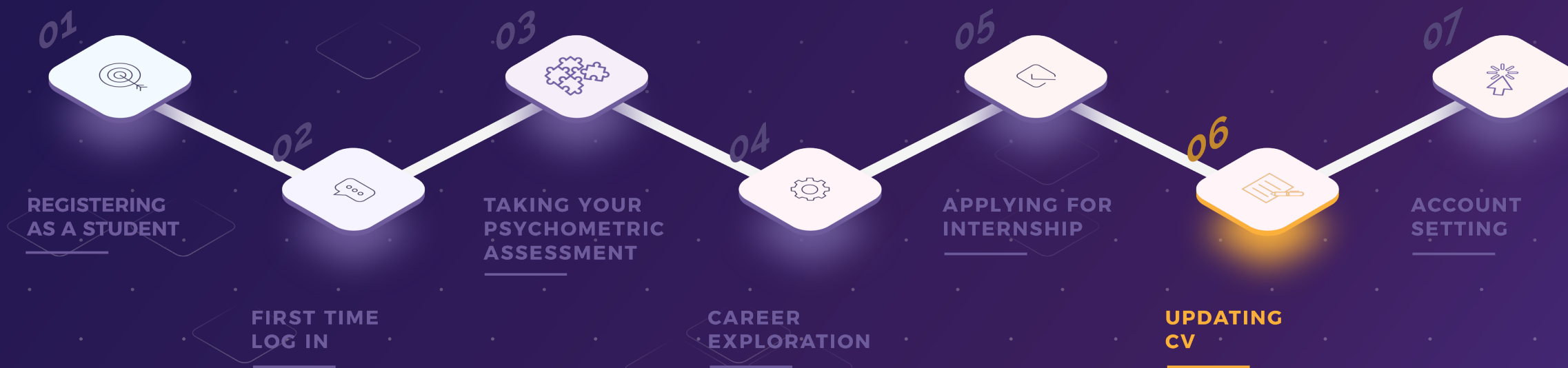
Applying for Internship



STEP 2

1. Once you have clicked 'Apply Now', a pop-up will appear on screen.
2. Attach required documents then click 'Submit'.
3. Click on the 'Applied' tap to view internship application history.

MYNEXT TALENT ROADMAP



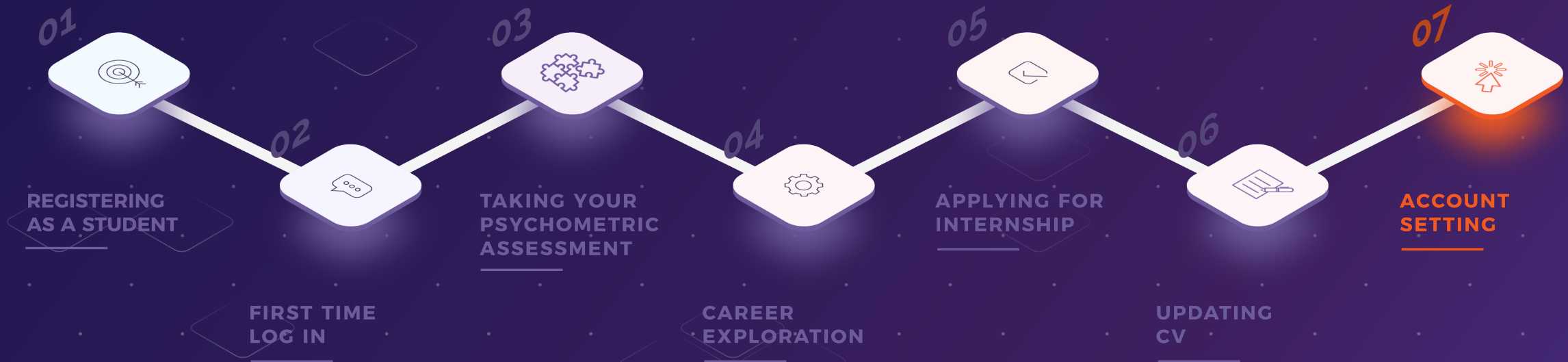
Updating your CV

The screenshot shows the MyNext Talent profile update interface. On the left is a sidebar with navigation options: Dashboard, Internships, My CV (highlighted), and Settings. Below the sidebar is a progress indicator showing '100% Profile Completion'. The main content area displays the user's profile for 'Penelope' with fields for Name, Address, and Phone Number, all currently set to 'N/A'. Contact information includes a phone number (+60176811075) and an email address (larry234@gmail.com). The 'Internship Preference' section has two radio button options: 'I am looking for an internship opportunity' (selected) and 'University have an internship program'. The 'Duration' section contains two date input fields labeled 'Enter Start Date' and 'Enter End Date'. At the bottom of the form are 'Save' and 'Cancel' buttons. A link for 'Add Employment Detail' is located at the bottom right of the main content area.

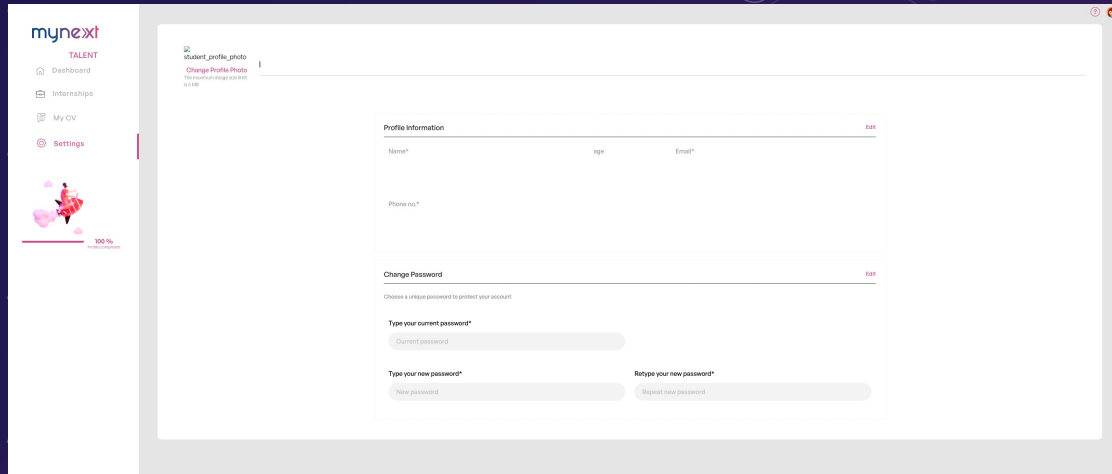
STEP 1

1. Click on the 'My CV' tab to complete your CV.
2. You may also select the following:
 - a. I am looking for an internship opportunity
 - b. University has an internship program
3. If option 'b' selected, CV can be used to directly apply for internship posting.

MYNEXT TALENT ROADMAP



Account Setting



The screenshot displays the MyNext user interface. On the left is a navigation sidebar with the MyNext logo and menu items: Dashboard, Internships, My CV, and Settings. The main content area is titled 'Change Profile Photo' and contains two sections: 'Profile Information' and 'Change Password'. The 'Profile Information' section has fields for Name, age, Email, and Phone no., with an 'Edit' button. The 'Change Password' section includes a note to choose a unique password and three input fields: 'Type your current password*', 'Type your new password*', and 'Retype your new password*', each with an 'Edit' button.

STEP 1

1. To update your account details, click on the 'Edit' button of the respective section.
2. You may also change your password in the settings tab.

THANK YOU



hello@mynext.my



MyNext by TalentCorp



@mynext.talentcorp



@mynext.TC